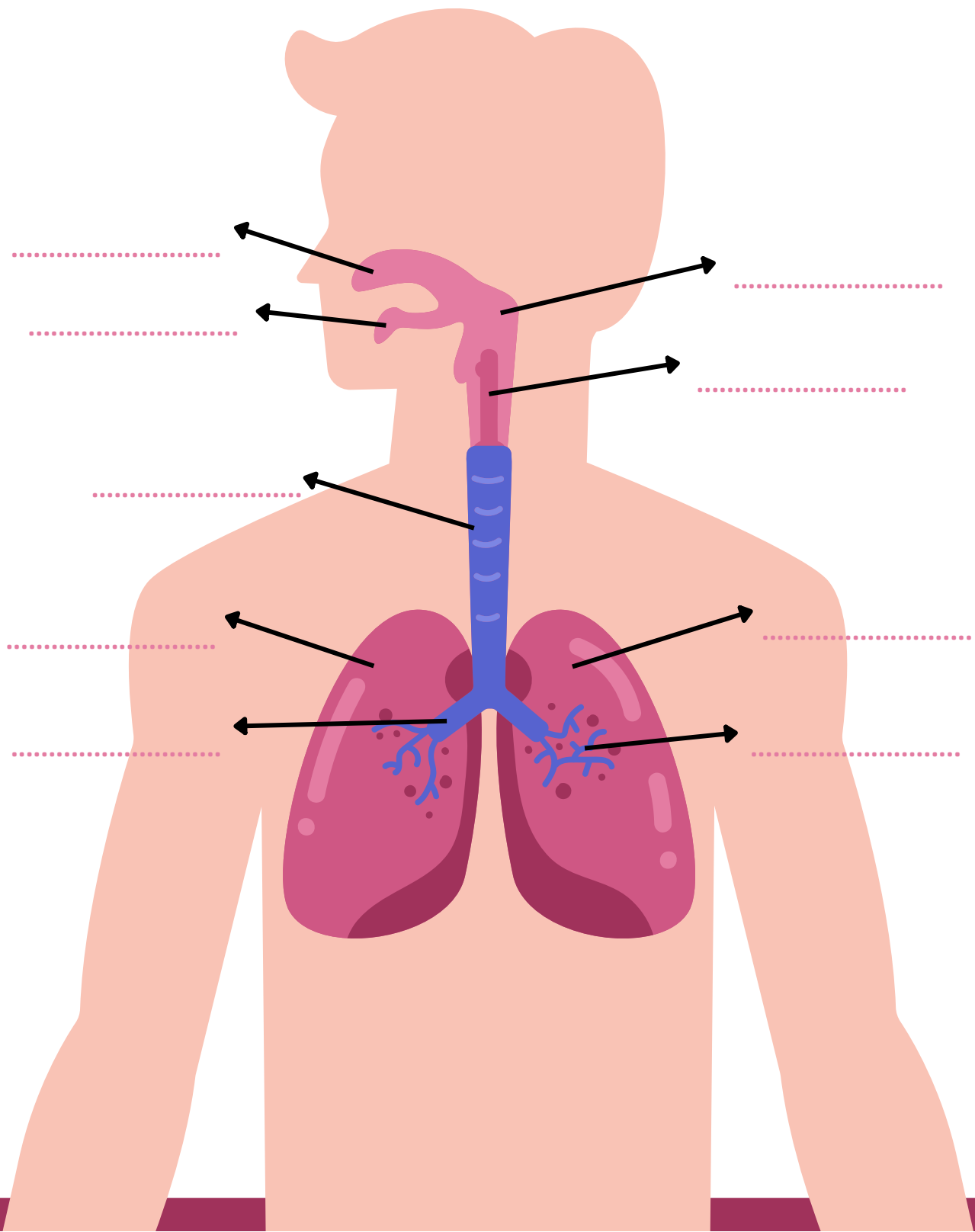


# RESPIRATORY SYSTEM

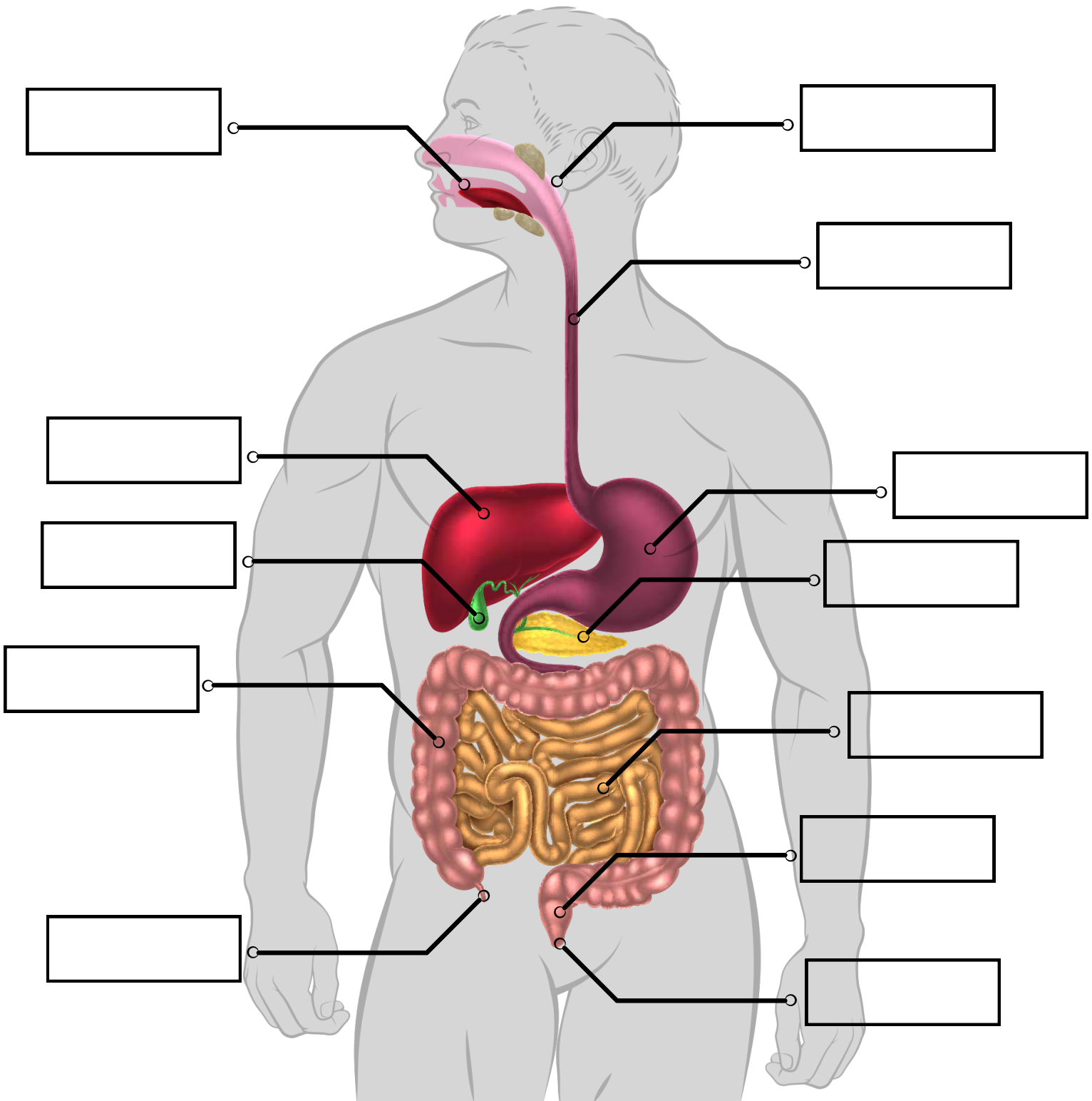
Fill in the blanks with the words in the box.

nasal cavity / left lung / larynx / oral cavity  
right lung / bronchi / trachea / bronchioles / pharynx



# PARTS OF THE DIGESTIVE SYSTEM

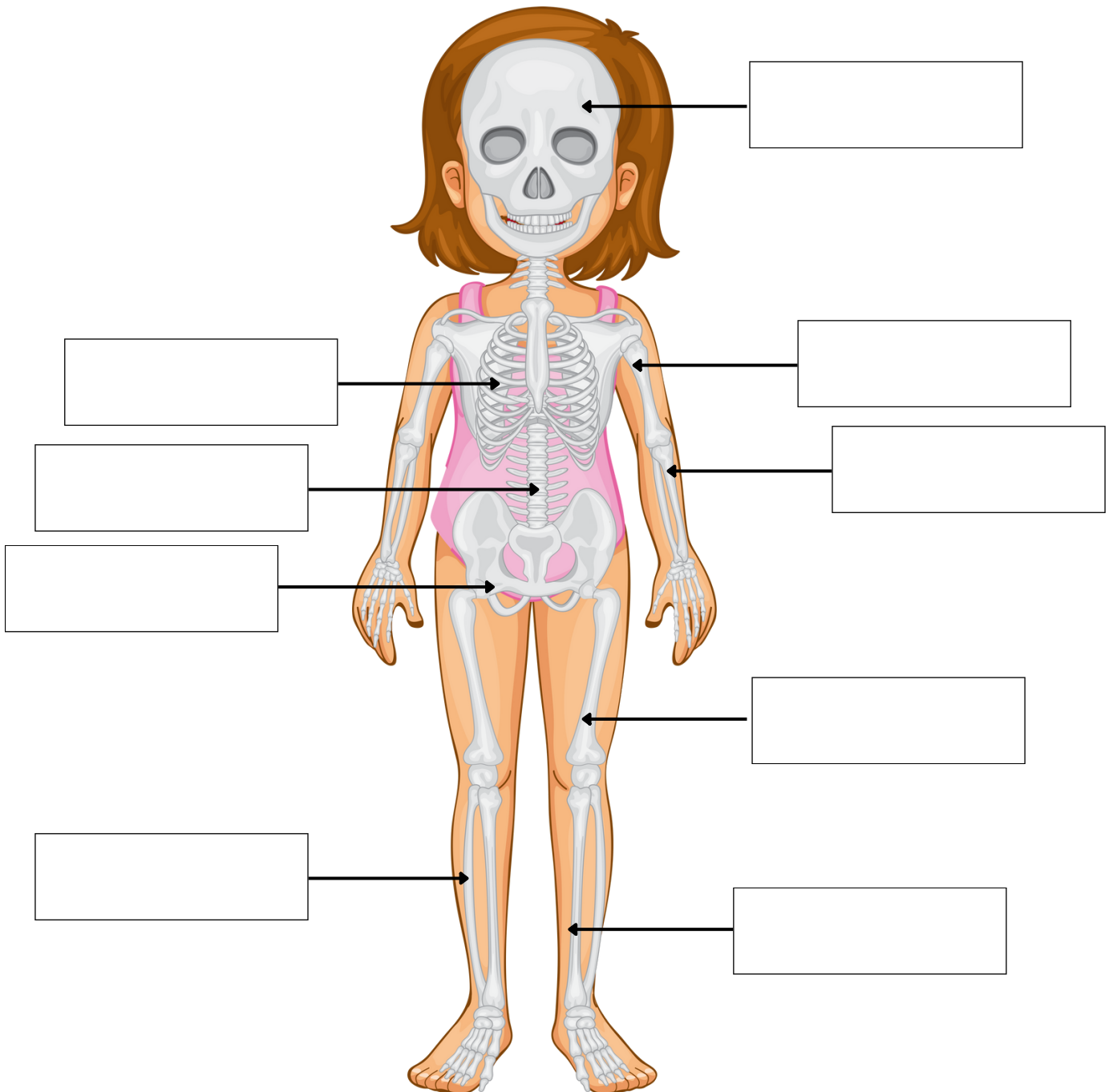
Label the different parts of the digestive system and write the correct answer in the box provided.



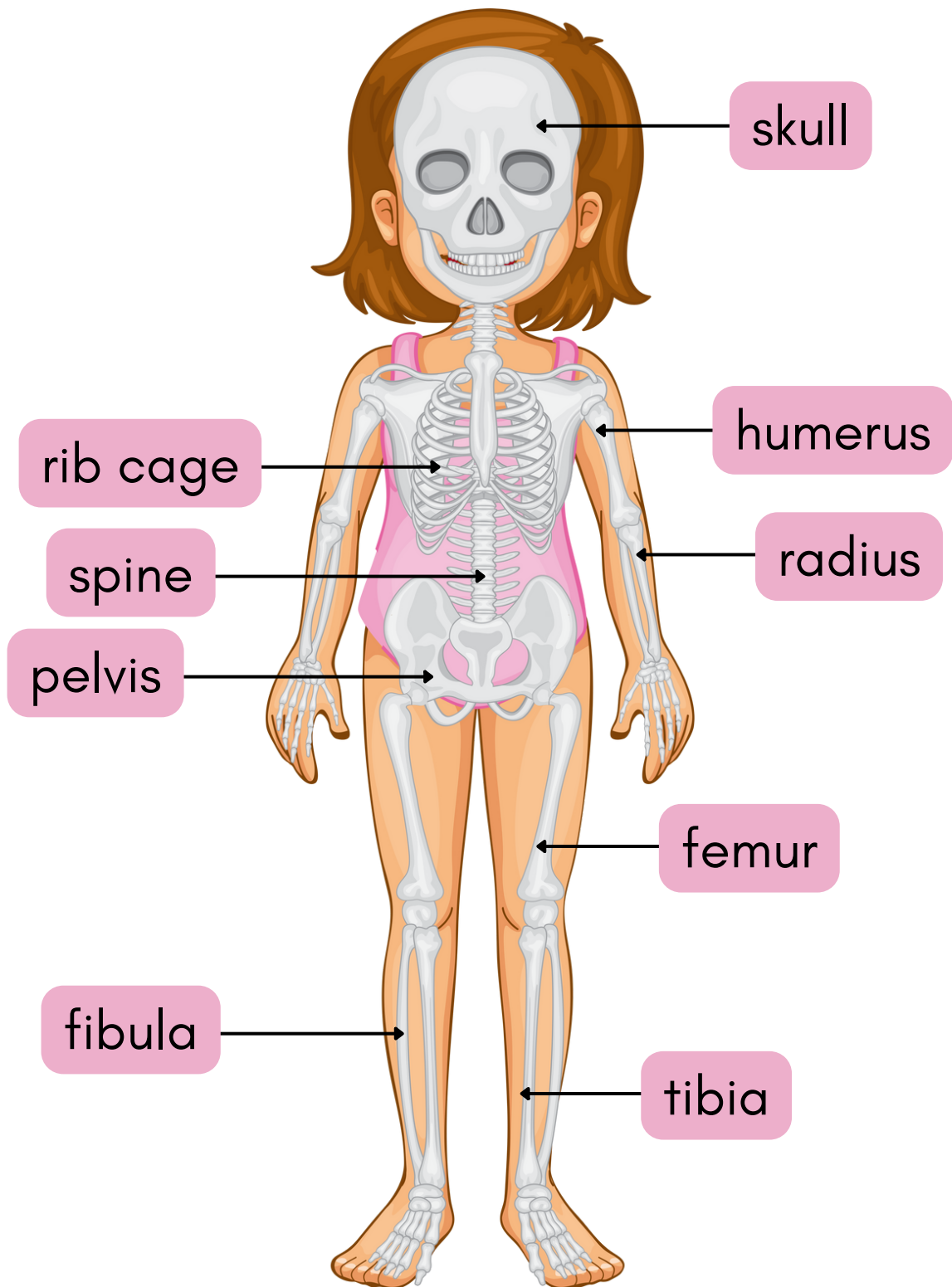
# SKELETAL SYSTEM

Label the image using the following word bank:

skull	rib cage	tibia
humerus	spine	pelvis
radius	femur	fibula



# SOLUTION SHEET

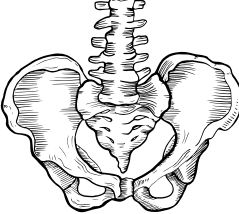
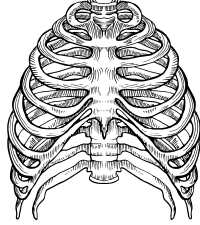

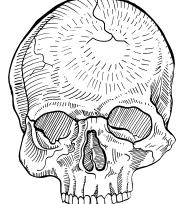
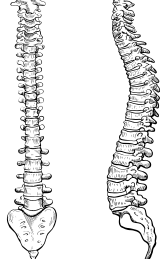
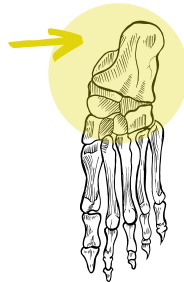

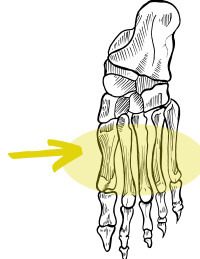
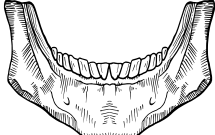
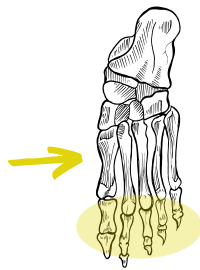


Name: \_\_\_\_\_

Date: \_\_\_\_\_

# The Skeletal System

Look at the pictures and circle the correct words

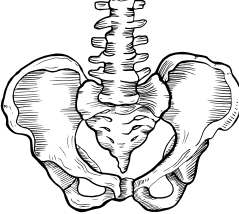
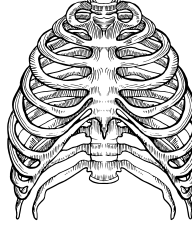

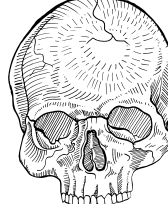
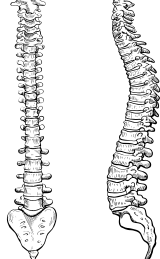
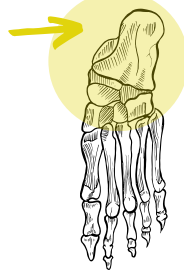

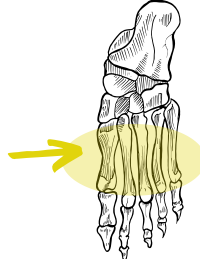
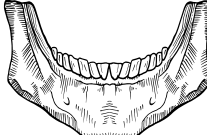
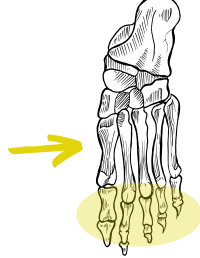
 <p>Pelvis</p> <p>Vertebrae</p>	 <p>Jaws</p> <p>Ribs</p>
 <p>Patella</p> <p>Femur</p>	 <p>Fibula</p> <p>Skull</p>
 <p>Spine</p> <p>Pelvis</p>	 <p>Tarsals</p> <p>Tibia</p>
 <p>Scapula</p> <p>Humerus</p>	 <p>Metacarpals</p> <p>Metatarsals</p>
 <p>Mandible</p> <p>Skull</p>	 <p>Sternum</p> <p>Phalanges</p>

Name: \_\_\_\_\_

Date: \_\_\_\_\_

# The Skeletal System

Look at the pictures and circle the correct words

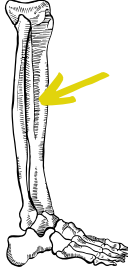
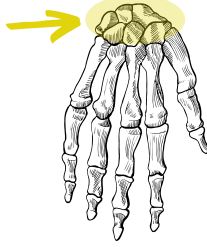
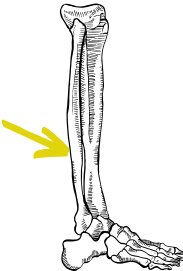
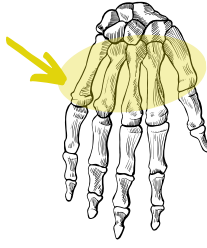
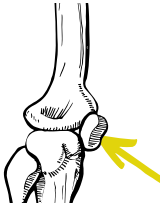
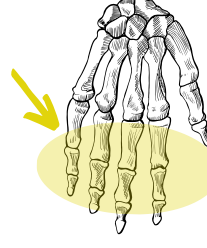



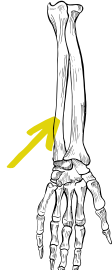
 <p>Pelvis</p> <p>Vertebrae</p>	 <p>Jaws</p> <p>Ribs</p>
 <p>Patella</p> <p>Femur</p>	 <p>Fibula</p> <p>Skull</p>
 <p>Spine</p> <p>Pelvis</p>	 <p>Tarsals</p> <p>Tibia</p>
 <p>Scapula</p> <p>Humerus</p>	 <p>Metacarpals</p> <p>Metatarsals</p>
 <p>Mandible</p> <p>Skull</p>	 <p>Sternum</p> <p>Phalanges</p>

Name: \_\_\_\_\_

Date: \_\_\_\_\_

# The Skeletal System

Look at the pictures and circle the correct words

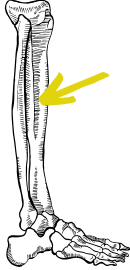
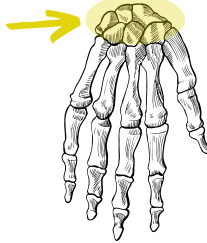
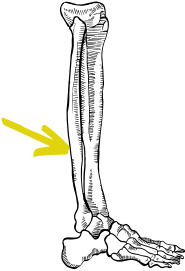
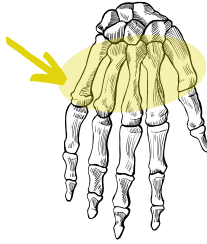
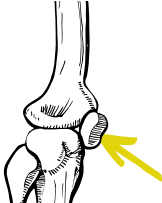
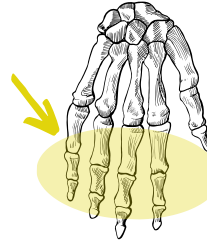



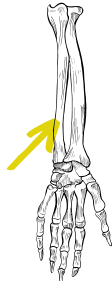
	<p>Pelvis</p> <p>Tibia</p>		<p>Carpals</p> <p>Ulna</p>
	<p>Fibula</p> <p>Humerus</p>		<p>Metacarpals</p> <p>Clavicle</p>
	<p>Rib</p> <p>Patella</p>		<p>Metatarsals</p> <p>Phalanges</p>
	<p>Sacrum</p> <p>Scapula</p>		<p>Radius</p> <p>Ilium</p>
	<p>Clavicle</p> <p>Femur</p>		<p>Humerus</p> <p>Ulna</p>

Name: \_\_\_\_\_

Date: \_\_\_\_\_

# The Skeletal System

Look at the pictures and circle the correct words

	<p>Pelvis</p> <p><b>Tibia</b></p>		<p><b>Carpals</b></p> <p>Ulna</p>
	<p><b>Fibula</b></p> <p>Humerus</p>		<p><b>Metacarpals</b></p> <p>Clavicle</p>
	<p>Rib</p> <p><b>Patella</b></p>		<p>Metatarsals</p> <p><b>Phalanges</b></p>
	<p>Sacrum</p> <p><b>Scapula</b></p>		<p><b>Radius</b></p> <p>Ilium</p>
	<p><b>Clavicle</b></p> <p>Femur</p>		<p>Humerus</p> <p><b>Ulna</b></p>